




Thank you for your purchase. In order to program the Code CR900/CR921 barcode scanners to work with AIMsi v11, users may have to scan the sequence of programming commands listed below. These commands add a carriage return to the end of 1D barcode scans to advance the cursor to the next field position within AIMsi. The other settings program the device's 2D driver license output to match the AIMsi format. Please scan all three codes in the order listed.

AIMsi v11

 <p>CC003541_01</p>	<p>Raw configuration mode which includes the reset to factory defaults, enables PDF417, disables public sector parsing, enables suffix enter, and US Keyboard control for non-printable ascii.</p> <p>(PDF417 is the standard AIMsi v10 driver license parsing format.)</p>
 <p>AIMsi Configuration</p>	<p>In order to utilize the new DL parse routine found within AIMsi v11 the following programming must be applied to the scanner.</p> <p>NOTE 1: the scanner must be on firmware version 1026 or newer. Also a decoder file & the appropriate*.crb files must be sent to the scanner.</p> <p>NOTE 2: if you are using AIMsi v10 do not use this code & please refer to the v10 setup document.</p>
<p>Reboot Reader</p>  <p>M10296_01</p> <p style="text-align: right; font-size: 2em;">C4</p>	<p>Reboots the scanner to apply changes – the device will take a minute to shut down & then power back on. Please wait until the device is finished restarting before scanning new items</p>